


CDA-08



CGA-08

**CDA-08 & CGD-08 Chopper
 Documentation & Warranty Packet
 Documentación y Paquete de Garantía**

Thank you for purchasing the world's favorite hand held chopper gun. If properly maintained, this chopper will provide years of trouble free service.

Gracias por comprar la Cortadora de mano más favorita en el mundo. Si se mantiene apropiadamente, "ESTA" le proveerá muchos años de servicio sin problemas.

WARRANTY/GARANTIA


This model chopper gun is warranted against defects for a period of 60 days. Keep your original sales receipt for proof of purchase. ES Manufacturing, Inc. will replace or repair any defective part, either direct, or through the distributor, at the option of ES Manufacturing. ES Manufacturing reserves the right to inspect the merchandise at our facility. Transportation to and from the service center is the responsibility of the purchaser. ES Manufacturing, Inc. doesn't warrant uninterrupted or error-free operation of the products, and is not responsible for damage, loss, lost production or any other expenses due to the failure of this product. This warranty in no way guarantees the suitability of this equipment for use with any material. No other warranty is expressed or implied.

Este modelo (Pistola Cortadora) esta garantizada por defectos por 60 días. Guarde el original de su recibo como prueba de compra. ES Manufacturing, Inc. le reemplaza o repara alguna parte que venga defectuosa al momento de su compra. Si bien directamente o a través de nuestro Distribuidor. (Es la opción de ES Manufacturing, Inc.) ES Manufacturing se reserva el derecho de inspeccionar la mercancía devuelta en nuestras Oficinas. La transportación de la mercancía devuelta es responsabilidad única del comprador. ES Manufacturing, Inc. no garantiza interrupciones o algún error en la operación de este producto, tampoco es responsable por danos, perdidas o cualquier otro gasto debido al fallo de este producto. Esta garantía no garantiza de ninguna manera el uso de este equipo con ningún material. Ninguna otra garantía es expresada o implicada.

Important! Important! Important!
Enclosed warranty sheet must be returned with a copy of your original bill of sale to ES Manufacturing for any service or returns!

¡Importante! ¡Importante! ¡Importante!
Adjunto el Formulario de Garantía que debe ser retornada con una copia del recibo original al momento de la compra a ES Manufacturing para cualquier tipo de servicio o devolución.

Copyright 2006 ®
 ES Manufacturing, Inc.
 2647 24th Street North
 St. Petersburg, FL 33713
 US/Canada: 800-55ES-MFG, Local/International: 727-323-4040, Fax: 727-327-9872
 Website: www.esmfg.com Email Address: sales@esmfg.com



CHOPPER INSTRUCTIONS for Model CDA-08 & CDG-08

OPERATION:

Fold glass strand back 2" for easy insertion in glass guide bushing of cover (CA004). Press control slightly. Glass will engage the feed roller (CA009) and the chopped glass will discharge from the rectangular opening in the front of the chopper. More pressure on the trigger will increase glass delivery.

CARE:

Your chopper is a precision built tool, manufactured in the USA by expert craftsmen. With reasonable care, you will enjoy long, trouble free service. The following are suggestions to achieve that long life:

1. Be sure glass strands are not contaminated with dirt or resin.
2. Always remove the power source before removing cover. (CA004).
3. Always wear safety glasses.
4. Replace the blades (CA007) and the anvil roller (CA011) at the first sign of wear.
(Keep a good supply of these parts handy)
5. Check daily for loose screws and nuts.
6. Use clean, lubricated air at all times for air tool for long life.

TROUBLE SHOOTING:

<u>Problem</u>	<u>Probable Cause:</u>
1. Long Strands	A. Dull blades B. Improper tension in anvil roller assembly or feed roller assembly C. Worn anvil roller.
2. Short Strands	A. Too many blades installed B. Dirt or fiberglass preventing free rotation of anvil or feed roller assemblies. C. Feed roller may need lubrication.

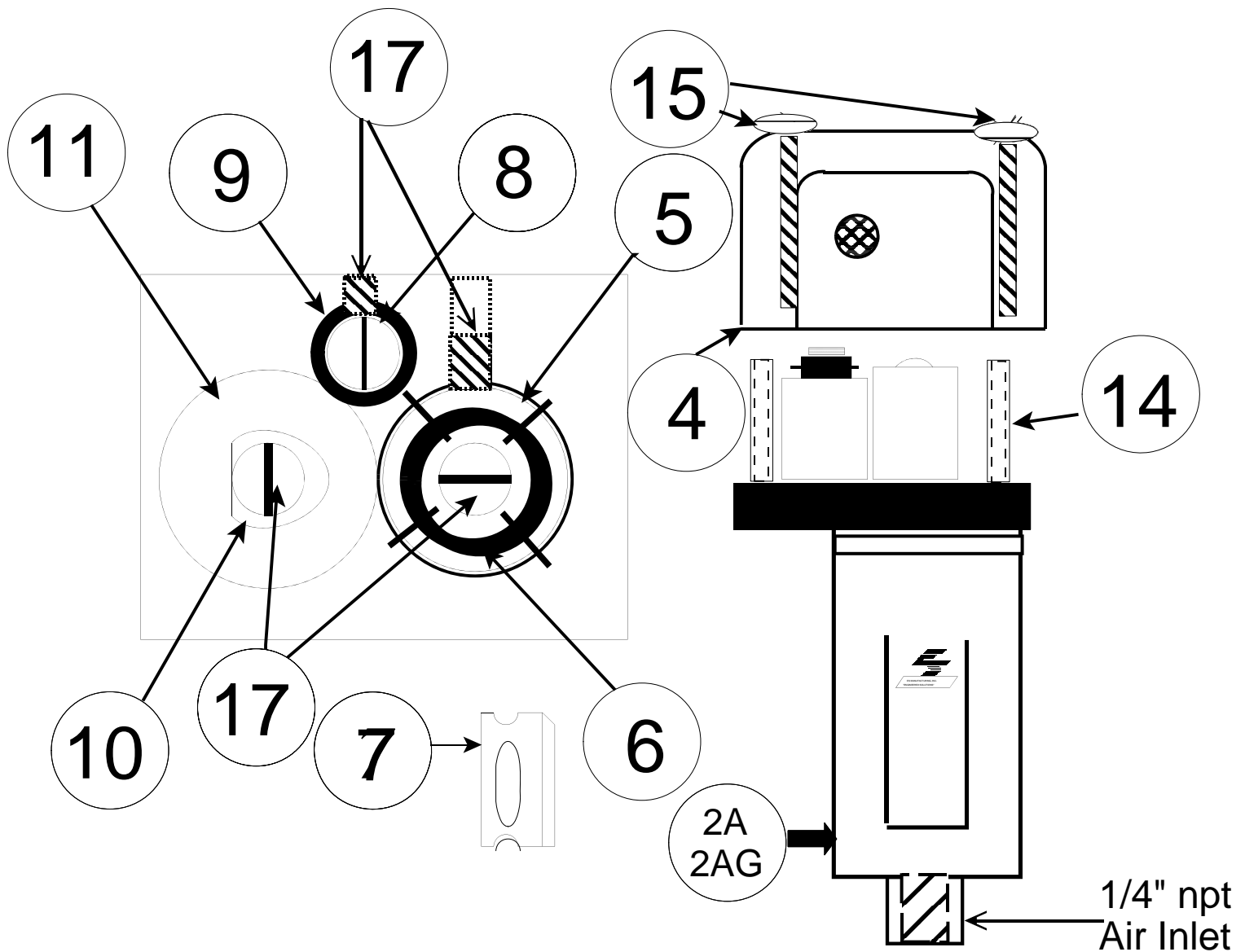
OUTPUT & CONSUMPTION:

Model CDA-08 3.5 lbs/min at 1" length, 70 to 100psi, 3.5CFM

Model CGA-08 3.1 lbs/min at 1" length, 60 to 100psi, 3.5CFM

ADJUSTMENTS:

Anvil roller: Insert 3/32" hex key into the center hole of the chopper plate. **BE SURE TO LOOSEN SET SCREW BEFORE MAKING ADJUSTMENTS. FAILURE TO DO SO WILL DAMAGE THE SHAFT AND MAY VOID WARRANTY.** Looking down at the chopper components, and the anvil roller is to your right, turn the anvil roller **CLOCKWISE** until it makes contact with the knurled surface below the blades. Tighten the set screw with the hex key. Then adjust the feed roller by loosening the set screw adjacent to the first set screw and adjusting the feed roller clockwise until .010" clearance is achieved between the feed and anvil rollers; tighten the set screw. If the adjustment is too loose, you will get long strands. If the adjustment is too tight, you will get short strands or excessive wear on the blades (CA007), anvil roller (CA011), and the anvil roller assembly (CA010). Once the adjustments have been made, replace the cover (CA004).



CDA-08 & CGA-08 Parts List


CA-002A	Air Motor	<i>Motor de Aire</i>
CA-002AG	Geared air motor	<i>Motor Electrico de engranaje</i>
CA-004	Aluminum Cover	<i>Cubierta de Aluminio</i>
CA-005A16	Cutter roller assy./air	<i>Rodillo cortador/aire</i>
CA-006	Blade retaining ring	<i>Partidario de navajas</i>
CA-007-PK	Cutter blades (12)	<i>Navajas paquete/12</i>
CA-007-100	Cutter Blades (100)	<i>Navajs paquete/100</i>
CA-008	Feed Roller assembly	<i>Rodillo proveedor (completo)</i>
CA-009	Feed Roller	<i>Rodillo proveedor</i>
CA-010	Anvil roller assembly	<i>Rodillo "anvil" (completo)</i>
CA-011	Anvil roller	<i>Rodillo "anvil" (goma)</i>
CA-014	Cover Mounting Bushing	<i>Tapa de buje de montaje</i>
CA-015	Cover Mounting Stud	<i>Tapa de buje de perno</i>
CA-016	Shaft for Anvil/Feed Roller	<i>Eje para el yunque/Rodillo de alimentacion</i>
CA-017	Set Screw Anvil/Feed Roller	<i>Tornillo de presion/ Rodillo de alimentacion</i>

ES Manufacturing, Incorporated


Est. 1973 **Engineered Solutions**

Makers of fine tools and accessories for the fiberglass and composite industries



2647 24th Street North, Saint Petersburg, Florida USA



Made in USA



Distributed Worldwide



ES Manufacturing, Inc.
P.O. Box 11692
St. Petersburg, FL 33733-1692
USA

Please take few minutes to fill out the below warranty sheet. It will help us serve you better

Visit our Website at: www.esmfg.com

If you have pictures of your products, we would like to use them at our domestic and international trade shows.

Date of Purchase: _____

Your email address _____

Company Name: _____

Street Address: _____

City / State / Zip; _____

Phone#: _____ Fax #: _____

Contact: _____

Primary Line of Business: _____

Is this your first ES Mfg., Inc. purchase? Yes No

Who did you purchase this unit from?: _____

What was your purchase price?: _____

Which was more important in your purchase?:

Simplicity Effectiveness Price Reputation

Would you like a free catalog?: Yes No

Comments: _____

Please return this sheet in the enclosed envelope.

Copyright 2008

Website: www.esmfg.com Email Address: sales@esmfg.com